


Exterior colors



Interior trims



Two-tone roof



Wheels



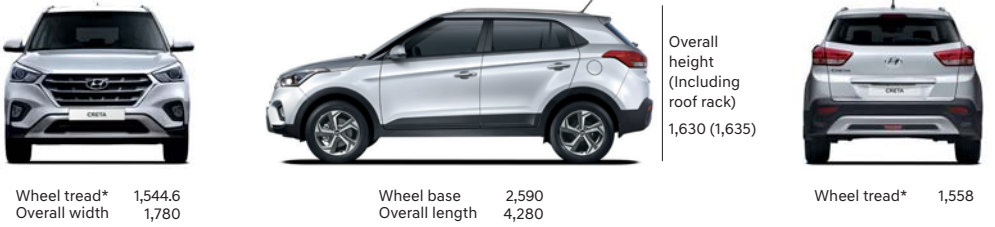
Specifications

Type	1.6 MPI Gasoline	1.4 CRDi Diesel	1.6 CRDi Diesel
Engine type	4-Cylinder DOHC	4-Cylinder DOHC	4-Cylinder DOHC
Displacement (cc)	1,591	1,396	1,582
Max. Power (ps / rpm)	123 / 6,300	90 / 4,000	128 / 4,000
Max. Torque (kg-m / rpm)	15.4 / 4,850	22.4 / 1,500 – 2,750	26.5 / 1,500 – 2,750
Brakes			
Front	Ventilated Disc, Floating-caliperbrakes with Pads wear warning devices		
Rear	Drum brake		
Suspension			
Front	McPherson strut type		
Rear	Coupled torsion beam axle type		
Tire			

Dimensions		
Head room (mm)	Front / Rear	1,015 / 995
Leg room (mm)	Front / Rear	1,034 / 942
Shoulder room (mm)	Front / Rear	1,387 / 1,365

- The above values are results from internal testing and are subject to change after validation.
- Some of the equipment illustrated or described in this catalog may not be supplied as standard equipment and may be available at extra cost.
- Hyundai Motor Company reserves the right to change specifications and equipment without prior notice.
- The color plates shown may vary slightly from the actual colors due to the limitations of the printing process.
- Please consult your dealer for full information and availability on colors and trims.

Dimensions



\*Wheel tread : 16" (front and rear) - 1,556.5 / 1,570







# Confident style.

Seating five in high style and in decent comfort, CRETA doesn't leave much to be desired. Whether in basic GL trim or the premium GLS, CRETA packs more standard features than the competition and proves that good things really do come in small packages.



Projection headlamps



17" alloy wheels



Fog lamp with LED daytime running lights (DRL)



Rear combination lamps





# Small footprint big features.

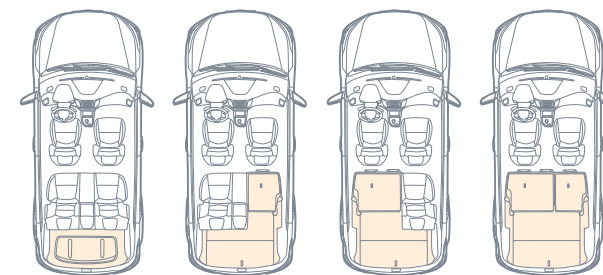
It may have a small footprint but it is packed with plenty of big features : That's the beauty of CRETA. Driving around the city, it handles with nimbleness and agility to make parking in tight spots an absolute breeze. And you will find very few compromises in the spacious and surprisingly well-appointed cabin.



Supervision gauge cluster



Leather steering wheel



Seat variation



Fully-folded rear seats



Sounds good





1.6 MPI Gasoline

123

Maximum power  
ps/6,300 rpm

15.4

Maximum torque  
kg·m/4,850 rpm

1.4 CRDi Diesel

90

Maximum power  
ps/4,000 rpm

22.4

Maximum torque  
kg·m/1,500~2,750 rpm

1.6 CRDi Diesel

128

Maximum power  
ps/4,000 rpm

26.5

Maximum torque  
kg·m/1,500~2,750 rpm

# Features



Radiator grille  
Tailgate wiper



Outside mirrors  
Power sunroof



Chrome handles  
Roof rack



Front and rear skid plate  
Tinted glass



Premium AM / FM MP3 player  
Electronic chromic mirror (ECM)



Basic AM / FM MP3 player  
Door scuff plates



Full auto air conditioner  
Sliding center console



Manual air conditioner  
Child seat anchor